
Why Humans
Are Designed as
Meat-Eaters,
Not Plant-Eaters



A Comprehensive Analysis of Human Digestive Anatomy, Toxicology, and Evolutionary Biology

In contemporary discussions surrounding health, sustainability, and longevity, the question of what constitutes the optimal human diet is frequently debated. While plant-centric diets are often promoted as modern ideals, a rigorous examination of human anatomy, physiology, toxicology, and evolutionary biology reveals a starkly different reality.

When we look closely at human digestion, specifically our stomach acidity, gut structure, the absence of plant toxins in meat, and our brain's evolutionary history—the evidence clearly demonstrates that humans evolved as specialized apex carnivores and hyper-carnivorous scavengers, far better suited for consuming animal products than fiber-heavy plant materials.

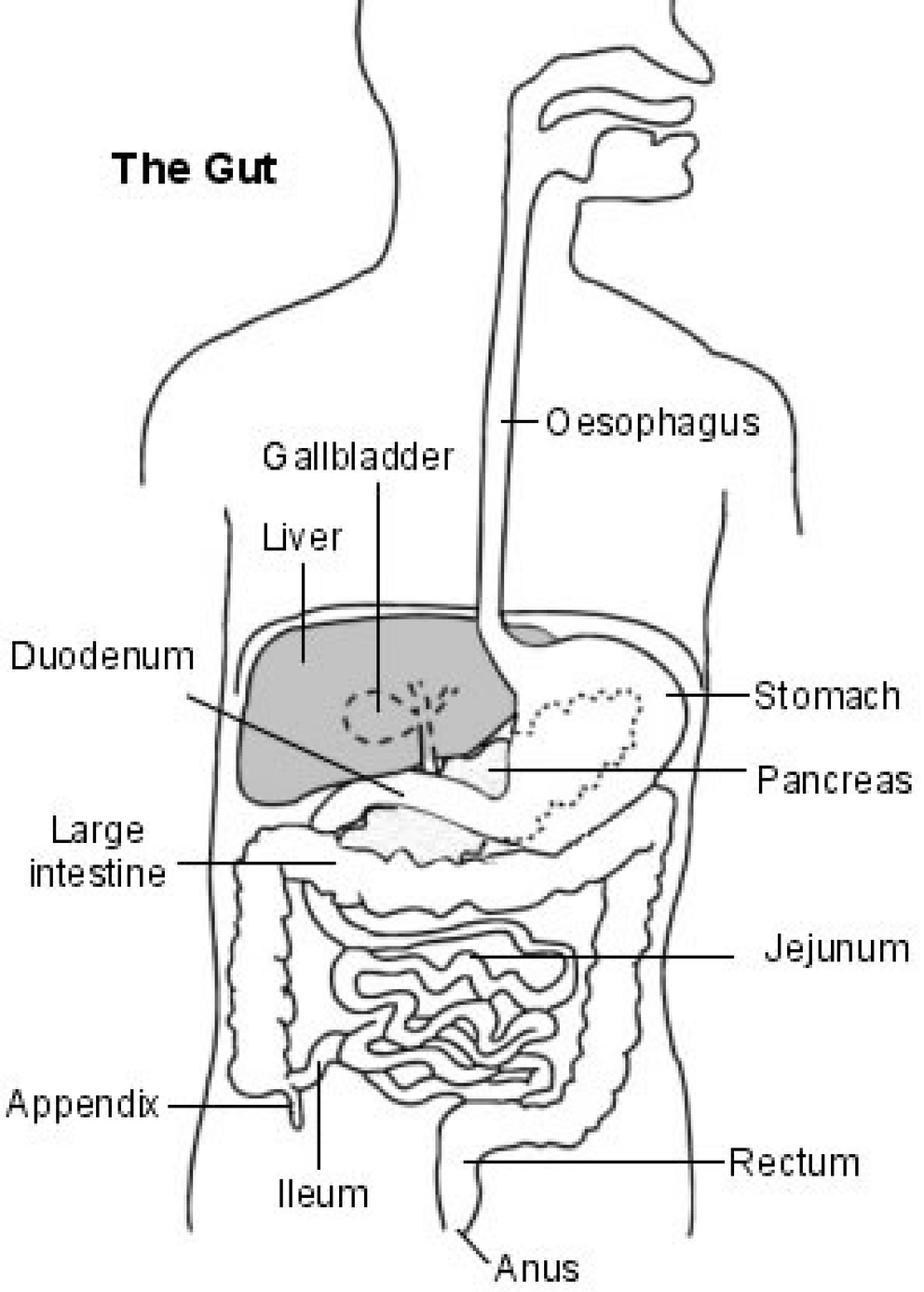

1. Stomach pH: The Acidity of a Scavenger and Hyper-Carnivore

One of the most compelling biological proofs of human carnivory lies in the pH level of the human stomach.

Herbivores / Ruminants (Cow, Sheep) : pH 4.0 - 7.0
Omnivores (Pig, Bear) : pH 2.0 - 3.5
True Carnivores (Cat, Dog) : pH 1.5 - 2.0
HUMANS : pH 1.5
Scavengers (Vulture, Hyena) : pH 1.3 - 1.5

Our stomach pH does not mirror that of plant-eating animals; it matches or exceeds the extreme acidity found in scavengers and specialized carnivores. Maintaining such high acidity requires significant energy. High stomach acidity served two main biological purposes throughout human evolution:

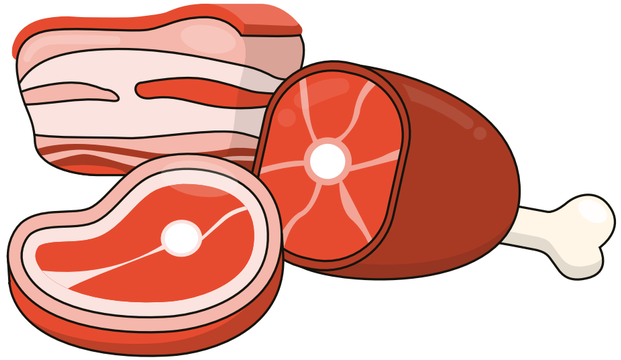



1. Pathogen Destruction: It allowed early humans to safely scavenge large animal carcasses over days or weeks without succumbing to harmful pathogens like E. coli, Salmonella, or Clostridium botulinum.

2. Protein & Bone Breakdown: Highly acidic environments are essential for rapidly activating pepsin enzymes to denature complex meat proteins and break down bone mineral fragments swallowed alongside nutrient-dense marrow and flesh.

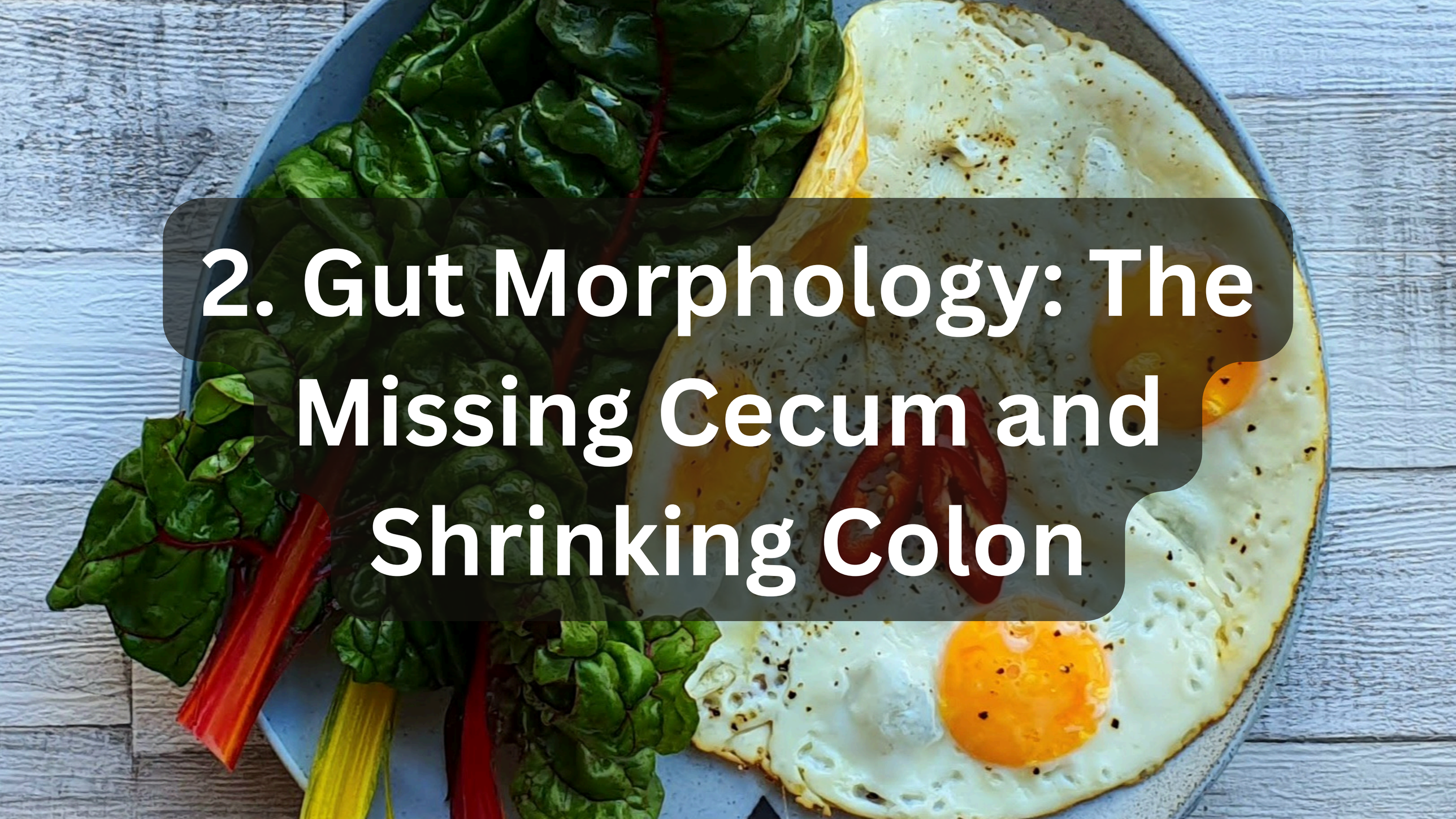

2. Gut Morphology: The Missing Cecum and Shrinking Colon

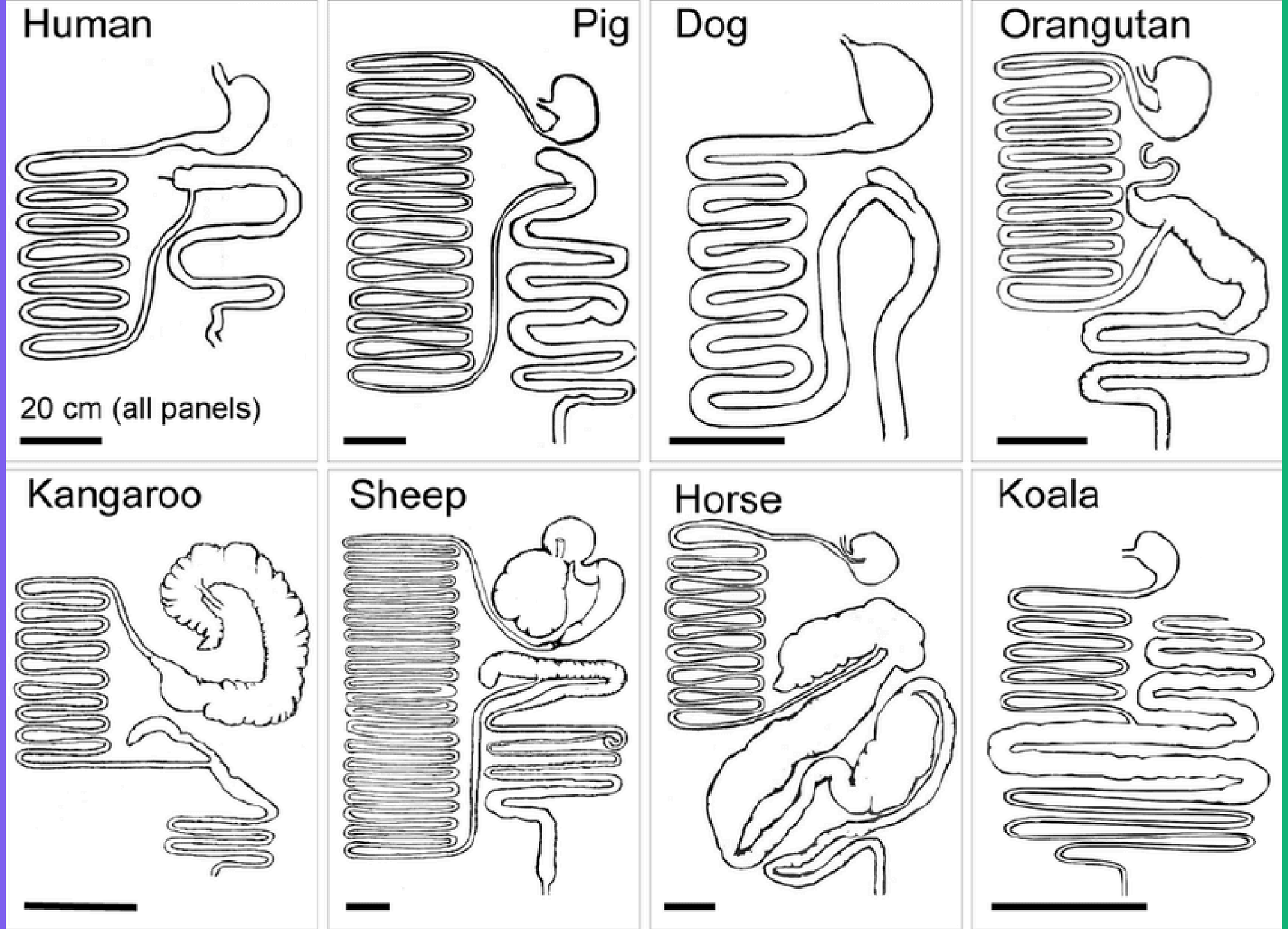
Human
20 cm (all panels)
Pig
Dog
Orangutan
Kangaroo
Sheep
Horse
Koala

Comparing the human digestive tract to our closest primate relatives highlights a dramatic evolutionary shift away from plant fermentation toward meat digestion.

The Missing Functional Cecum

Herbivores rely on a specialized organ called the cecum—a large fermentation pouch where microbes break down indigestible plant fiber into Short-Chain Fatty Acids (SCFAs).

- In gorillas and chimpanzees, the cecum and colon make up over 60% of their total GI tract volume.
- In humans, the cecum has shrunk to a tiny vestigial remnant: the appendix. Humans are virtually incapable of fermenting fibrous plant materials into meaningful energy.

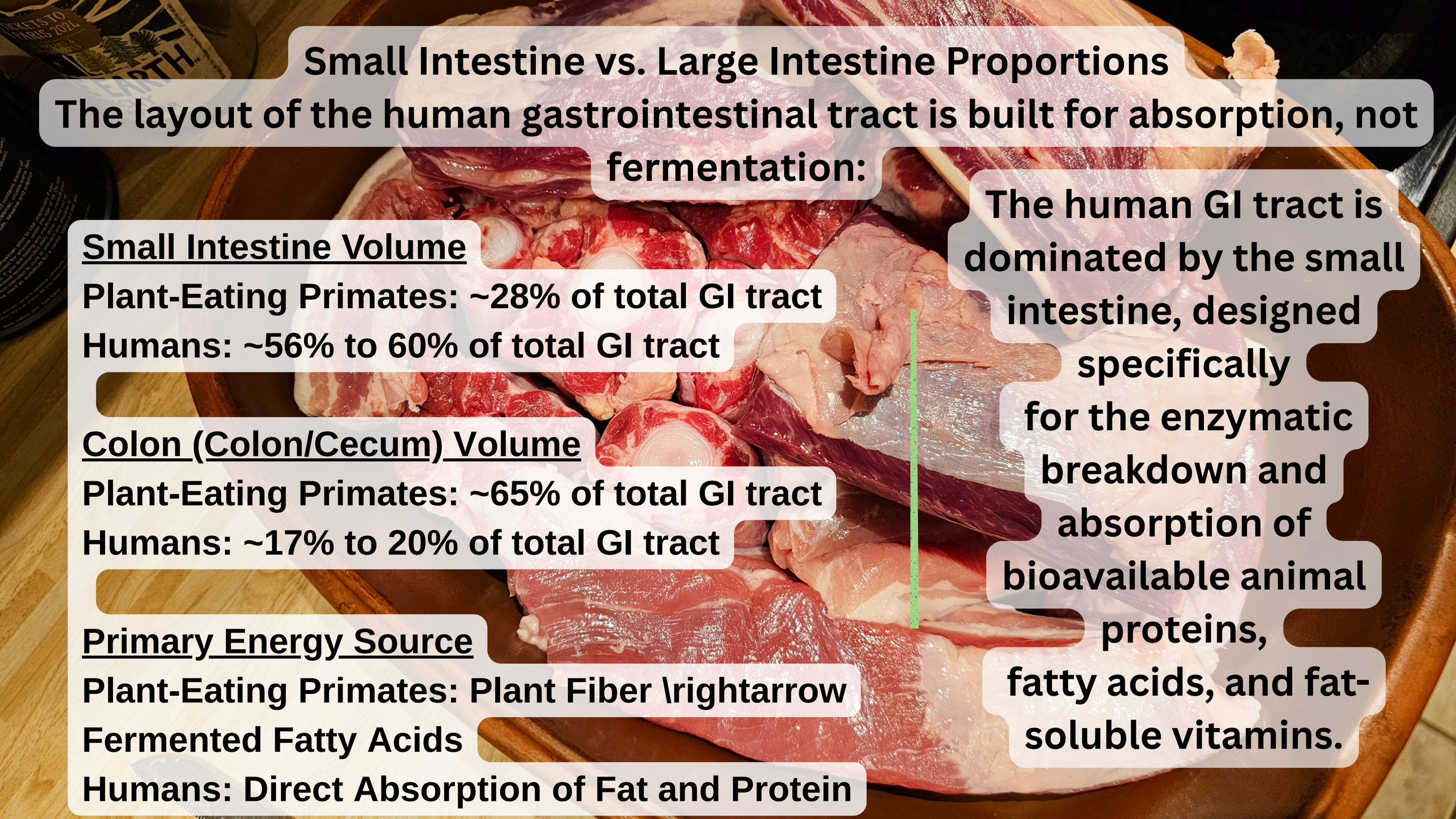

Small Intestine vs. Large Intestine Proportions

The layout of the human gastrointestinal tract is built for absorption, not fermentation:

Small Intestine Volume

Plant-Eating Primates: ~28% of total GI tract

Humans: ~56% to 60% of total GI tract

Colon (Colon/Cecum) Volume

Plant-Eating Primates: ~65% of total GI tract

Humans: ~17% to 20% of total GI tract

Primary Energy Source

Plant-Eating Primates: Plant Fiber \rightarrow Fermented Fatty Acids

Humans: Direct Absorption of Fat and Protein

The human GI tract is dominated by the small intestine, designed specifically for the enzymatic breakdown and absorption of bioavailable animal proteins, fatty acids, and fat-soluble vitamins.



3. Evolutionary Toxicology: Plant Chemical Warfare vs. Universal Meat Safety



Organisms utilize fundamentally different defense strategies: animals run, while plants poison.

Plants and Chemical Warfare (Phytotoxins)

Plants are rooted to the ground and cannot flee. To survive herbivore pressure, plants developed chemical defense mechanisms (phytotoxins and anti-nutrients).

- Widespread Environmental Toxicity: The vast majority of wild plant species are completely inedible or lethal to humans (e.g., hemlock, deadly nightshade).
- Built-in Defenses in "Edible" Plants: Domestication has reduced but not eliminated natural defensive compounds:
  - *Lectins and Saponins*: Disrupt the gut lining, driving intestinal permeability.
  - *Oxalates*: Form razor-sharp crystals causing kidney stones and systemic inflammation (e.g., in spinach).
  - *Solanine*: A neurotoxin found in nightshades (potatoes, tomatoes).

The Universal Safety of Animal Flesh

Animals rely on physical defenses (speed, camouflage, horns). They have no evolutionary requirement to fill muscle tissue with toxic chemical weapons.

- No Toxic Muscle Tissue: Muscle tissue from land mammals and birds is inherently free of plant-style defensive phytotoxins.
- Bacterial Decay vs. Plant Poisoning: The primary risk of meat is bacterial spoilage after death—a problem neutralized by our hyper-acidic stomach acid (pH 1.5)



4. Evolutionary Evidence: Brain Expansion, Anatomy & Metabolism



The Expensive Tissue Hypothesis

Over the past 2–3 million years, the human brain tripled in size. The brain accounts for 2% of body weight but consumes over 20% of daily energy. Because an organism's energy budget is constrained, the trade-off for a larger brain was a drastic reduction in the size of the digestive tract. Digesting plant fiber requires massive, energy-expensive organs; consuming calorie-dense fatty meat allowed our gut to shrink, redirecting metabolic energy toward building a complex brain.

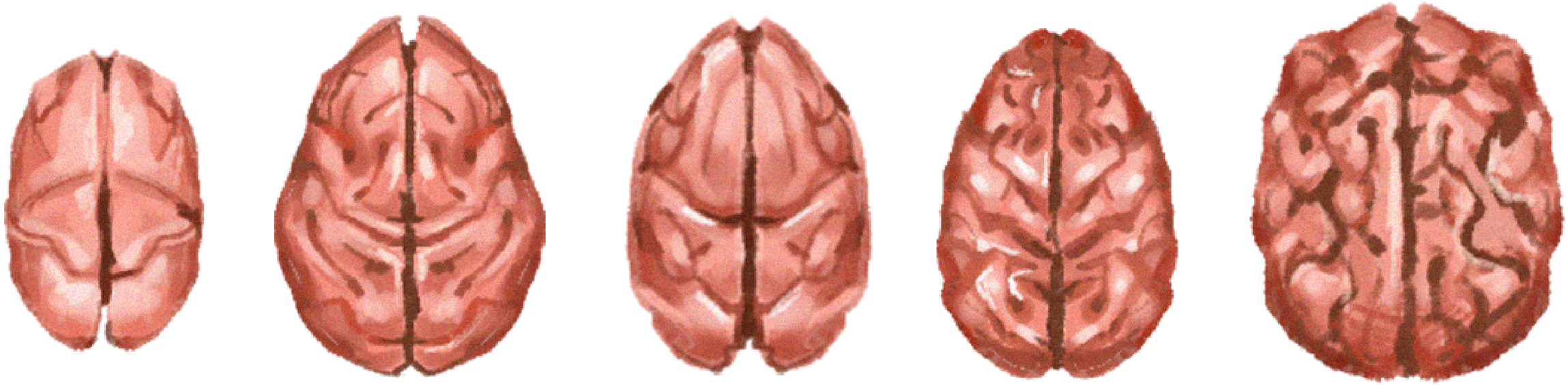

Fat Metabolism and Gluconeogenesis

- **Fat as Primary Fuel:** Humans have a unique capacity for fat storage compared to primates. Adapting to hunt megafauna, the human brain utilizes ketone bodies during carbohydrate restriction.
- **Zero Essential Carbohydrates:** Through gluconeogenesis, the liver produces all required glucose from protein and the glycerol backbone of fats. There is no essential dietary carbohydrate!

Early Weaning Age

Plant-eating primate mothers nurse offspring for 4 to 5 years due to the low nutrient density of plants. Prehistoric human infants were weaned around 2 to 3 years of age because mothers could provide hyper-dense fatty meat, liver, and marrow.

Skull and Jaw Reduction

Humans lost the flat grinding molars and the sagittal crest (the bony ridge anchored to massive chewing muscles in primates). The human jaw contracted because processing meat and fat required significantly less chewing force.





Conclusion

From our pH 1.5 stomach acid and shrunken colon to the absence of phytotoxins in meat, the Expensive Tissue Hypothesis, and our carbohydrate-free survival biology, the evidence is clear: humans were created, shaped, and evolved by consuming nutrient-dense animal meat.

